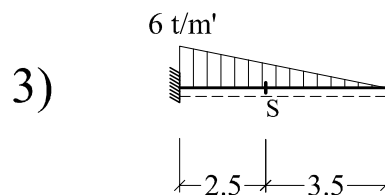
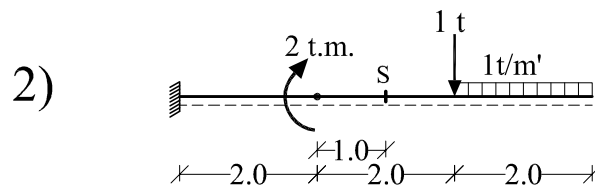
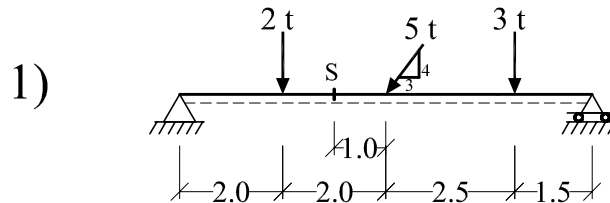




Calculate the support reaction and then find the internal forces at point (S) for the following problems:



4) For the following beam, locate the point (S) of zero shear and then find its bending moment value.

