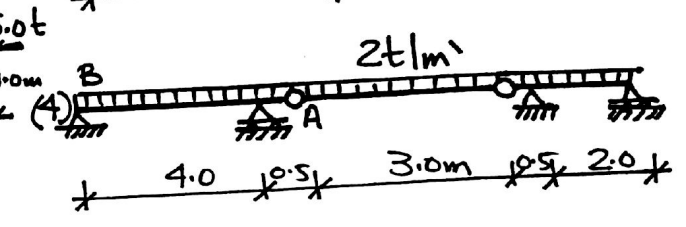
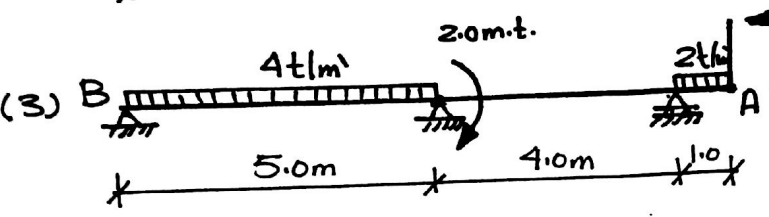
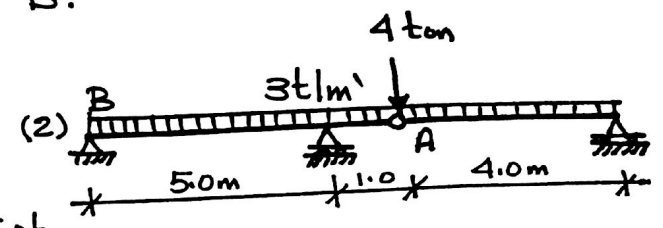
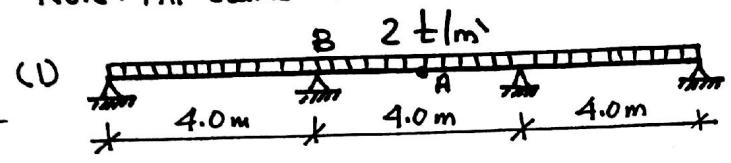


Problem No.1:

For the shown beams, It is required to:

1. Draw N.F.D., S.F.D. and B.M.d.
2. Find the vertical deflection at point A.
3. Find the Rotation at point B.

Note: All beams are (25X70)



Problem No.2:

For the shown Frames, It is required to:

1. Draw N.F.D., S.F.D. and B.M.d.
2. Draw the deflected shape of the Frame.

All Sections are 25X70 Unless otherwise Noted

